

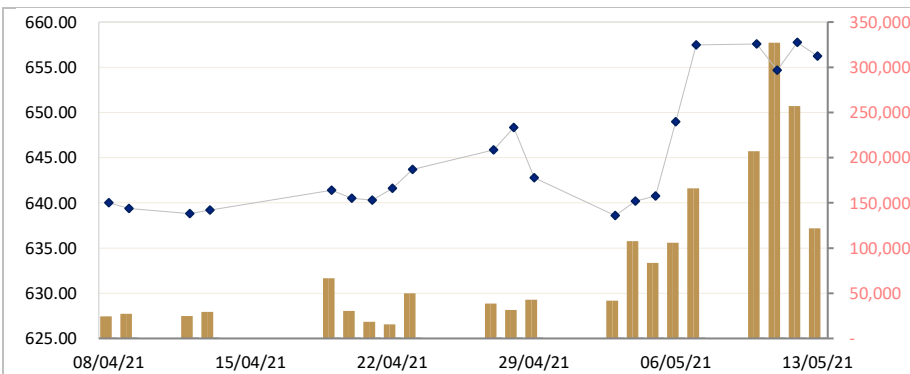


TEL: (855) 23 999 966 / 723 388 / 015 723 388 / 012 840 125 / E-MAIL: INFO@ACLEDASECURITIES.COM.KH

CAMBODIA SECURITIES EXCHANGE: MARKET SUMMARY

Index / Companies	Previous Day	Open	Closing	Change	% Change	From Listed till Today		Volume	Value (KHR)
						High	Low		
Index	657.74	658.42	656.22	-1.52	▼0.23	1,108	305	121,793	744,416,700
PPWSA	8,080	8,080	7,980	-100.	▼1.24	8,400	-4	14,311	113,582,620
GTI	4,600	4,600	4,540	-60.	▼1.30	9,780	2,110	12,273	55,412,020
PPAP	15,720	15,800	15,680	-40.	▼0.25	16,780	4,600	985	15,409,100
PPSP	2,160	2,160	2,180	20.	▲0.93	3,650	1,120	64,440	140,282,640
PAS	14,700	14,700	14,580	-120.	▼0.82	23,800	4,620	8,323	62,999,960
ABC	16,380	16,400	16,380	0	0.00	23,600	16,000	17,387	284,632,140
PEPC	3,370	3,370	3,340	-30.	▼0.89	3,990	2,700	4,074	62,999,960

CSX DAILY STOCK INDEX (Last 30 Days)



LISTED COMPANIES

PPWSA	Phnom Penh Water Supply Authority
Industry	Water Utility
GTI	Grant Twins Int. (Cambodia) Plc.
Industry	Apparel Clothing
PPAP	Phnom Penh Autonomous Port.
Industry	Port Services
PPSP	Phnom Penh SEZ PLC.
Industry	SEZ Developer
PAS	Sihanouk Ville Autonomous Port.
Industry	Port Services
ABC	ACLEDA Bank
Industry	Financial
PEPC	PESTECH Cambodia
Industry	Electricity

SECURITIES NEWS

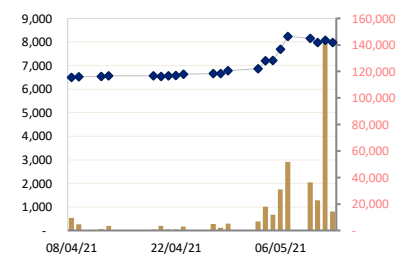
CAMBODIA : Acleda records 28.5% gain in Q1 profit

Stock-listed Acleda Bank Plc posted more than \$44 million in net profit from its business operations for the first quarter of this year, an increase of 28.53% over the \$34 million logged in the same quarter of 2020. In a financial statement filed to the Cambodia Securities Exchange (CSX) on May 10, Acleda majority-owned by local investors said the profit growth was "mainly due to an increase in net interest income of 12.47%, equivalent to 45.62 billion riels [\$11.4 million], compared to" the first quarter of 2020. The bank's president and group managing director In Channy told The Post recently that the financial sector remains up and running during the Covid-19 pandemic, providing loans to customers. "The government has prioritised this sector as a means of boosting economic activity and facilitating the daily living standards of the people in the capital and rural areas. "Under these circumstances, banks are still in operation to serve customers' needs for financial services during the lockdown period," he said. Acleda, the Kingdom's largest locally-owned bank, raised \$17.5 million in its initial public offering (IPO) on the CSX in late May 2020. The bank became the sixth stock-listed firm and the first commercial bank to issue on the bourse with a total of 4.34 million shares for sale 1% of its more than 433 million total shares, it said in a previous CSX filing. (Phnom Penh Post)

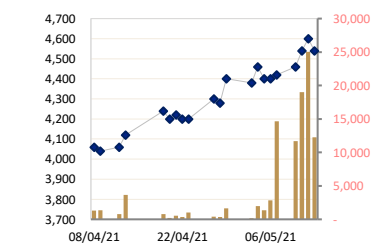
CAMBODIA : Listed PPAP logs 14% falloff in 2020 profit

Stock-listed Phnom Penh Autonomous Port (PPAP) booked a profit of \$9,860,875 in 2020, a decrease of 14% compared to 2019 due to the severe Covid-19 blows to the regional and global economies. PPAP director-general Hei Bavy revealed the figures at the state-owned river port operator's sixth annual general assembly on May 5 via video link, without specifying which particular profit measure (gross, operating, net) he was referring to. Container throughput at the port rose to 290,857 TEUs, or twenty-equivalent units, in 2020, an increase of 3.49% over the year before, he said. A TEU is an inexact unit of cargo capacity used in the shipping industry roughly equivalent to a container with internal dimensions measuring about 20 feet long, eight feet wide and 8.5 feet tall, or a volume roughly 38.5 cubic metres. Bavy said: "2020 was the year marked by the Covid-19 crisis, but our business and operations still showed good performance, and remained profitable by introducing prompt and timely response measures,

PPWSA DAILY STOCK PRICE



GTI DAILY STOCK PRICE



such as revising the 2020 plan, implementing some necessary projects to serve business and operations, and reducing unnecessary costs. "PPAP's priority work plans for 2021 include a third-phase expansion to the LM17 container terminal in Banteay Dek commune's Kandal Loeu village of Kandal province's Kien Svay district to boost handling capacity to 500,000 TEUs per year, he said. (*Phnom Penh Post*)

CAMBODIA : Pestech expected to grow with regional push for more energy

The Malaysian Reserve reported that Hong Leong Investment Bank Bhd (HLIB) expects Pestech's core earnings to grow at a compound annual growth rate (CAGR) of 32.7% from 2021 to 2023. New and ongoing projects in Cambodia are a key factor to the company's growth. Pestech owns a 20MW solar farm in Cambodia and has several power transmission projects in place in the Kingdom. In the recent past, Pestech (Cambodia) Plc, a wholly owned subsidiary of Pestech International, has completed power transmission projects in Kampong Cham, Kratie, Preah Sihanouk, Oddar Meanchey and Siem Reap provinces. HLIB analyst Daniel Wong told The Malaysian Reserve: "Cambodia will continue to invest heavily on T&D [transmission and distribution] in order to achieve its target of electrification for 90% of households by 2030 versus 80 percent in 2019, and cater for the projected doubling of peak power demand and power generation capacity by 2030 with integration of RE [renewable energy] and digitalization." HLIB also expects Pestech to benefit from new electric vehicle infrastructure development, RE infrastructure projects and mass transit development projects in ASEAN. Pestech (Cambodia) Plc was listed on the Cambodia Securities Exchange (CSX) last year. (*Khmer Times*)

CAMBODIA : MARKET WATCH

The CSX index appears to be settling into a "new normal" with fewer spikes in share price movement on much heavier trading volume and value than pre-lockdown. The index rose 3.07 points yesterday to finish at 657.74 as 257,036 shares traded hands at a value of 1,680,630,210 riels. PWSA had a busy day, gaining 100 riels to close at 8,080 riels a share with 142,044 shares exchanged. ABC was up 80 riels after a string of daily declines to close at 16,380 riels per share. GTI and PPAP were both up 60 riels to close at 4,600 and 15,720 riels a share respectively. PAS rose 20 riels, settling at 14,700 riels per share. PPSP was down 20 riels to close at 2,160 riels a share with 68,043 shares trading hands. PEPC was off 10 riels to finish at 3,370 riels per share. (*Khmer Times*)

BUSINESS & ECONOMIC NEWS

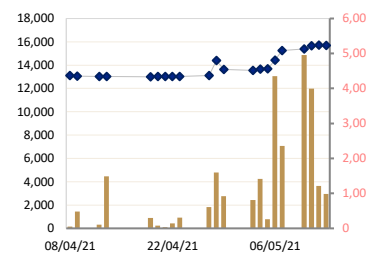
CAMBODIA : Cassava, cashew nut, mango exports to Vietnam up almost 149%

Cambodia exported more than 1.11 million tonnes of cassava, cashew nuts and fresh mangoes to Vietnam in the first three months of 2021, up by nearly 149% despite the two countries tightening their borders over fears of the spread of Covid-19. Exports of fresh cassava, cassava chips, cashew nuts and fresh mangoes amounted to 242,750 tonnes, 336,151.56 tonnes, 85,687 tonnes and 446,834 tonnes, respectively, up by 85 per cent, 82%, 93.84% and 267.13% over January-March 2020, the Ministry of Agriculture, Forestry and Fisheries reported. Minister Veng Sakthong said this rise reflects the results of the hard work put in by farmers and stakeholders who have implemented the government's agricultural policy to boost production and ensure food security and a healthy food economy. "During the ongoing global spread of Covid-19, the agricultural sector in Cambodia has increased the export of agricultural products to neighbouring countries," he said. Cambodia Chamber of Commerce vice-president Lim Heng noted that Thailand and Vietnam are the main markets for Cambodian raw materials. "Most agricultural products are exported to Vietnam and Thailand, which are important markets for Cambodian farmers because we lack the capital to help to buy from farmers for stockpiling," he said. However, shipments of the these three cash crops to Thailand saw a four per cent year-on-year drop in January-March, according to ministry statistics. (*Phnom Penh Post*)

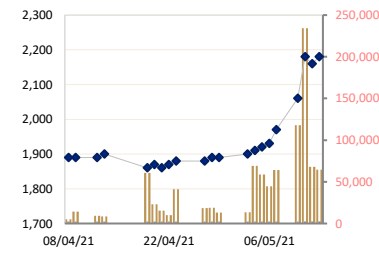
CAMBODIA : Singapore's MEO bags contracts for offshore service vehicles in Kingdom

Singapore-based Miclyn Express Offshore Pte Ltd (MEO) announced that three of its vessels have been deployed offshore Cambodia under a firm one-year contract, Riviera Maritime Media (RMM) reported on May 10. The contract covers anchor handling tug supply (AHTS) vessel Uniwise Advancer and fast crew/utility boats Uni Express 14 and Uni Express 25, and includes two six-month options for a permit operators to provide offshore crew change and supply from Sihanoukville Autonomous Port, the maritime, offshore and energy news outlet said. Flying the Thai flag, Uni Express 14 was built in 2008 with overall length of 36m, beam of 7.6m and depth of 3.3m and equipped with three Cummins diesel engines giving a maximum speed of 24 knots (44.4km/h). The Uni Express 25 was built in 2015 at Singapore's Penguin Shipyard to Flex-40X design with overall length of 40m, 100sqm clear deck area, 100 passenger

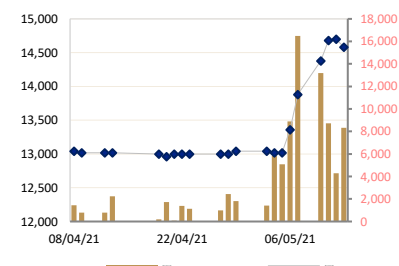
PPAP DAILY STOCK PRICE



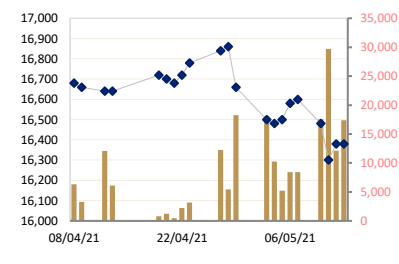
PPSP DAILY STOCK PRICE



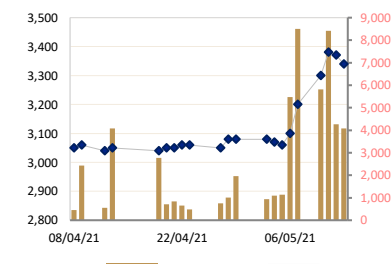
PAS DAILY STOCK PRICE



ABC DAILY STOCK PRICE



PEPC DAILY STOCK PRICE



seats, 60-tonne deck cargo capacity and 0.5-tonne-capacity Palfinger deck crane. (*Phnom Penh Post*)

CAMBODIA : : CSX bullish amid lockdown

The Cambodia Securities Exchange (CSX) Index maintained a bullish trend and reached peak at 648.33 points mid-lockdown before cooling back down, despite remaining flat in the days prior to the restrictive measure. The government first placed Phnom Penh and adjacent Takmao town in Kandal province under lockdown on April 15, in a move to break the chain of Covid-19 transmission from the February 20 community outbreak. It extended it for another seven days until May 5. Trading activity spiked across the board during the lockdown, with daily average trading values and volumes increasing by approximately 13 and 19% respectively, CSX said in a press release late last week, citing data compiled from April 1 to May 5. The data showed that the overall trading activity rallied throughout the entire duration of the lockdown. The daily average trading value reached 241.63 million riel (\$60,000), increasing by roughly 13% compared to 214.59 million riel in the 10 days prior to the lockdown. Similarly, the trading volume averaged 44,318 shares per day during the lockdown, jumping by approximately 19% from the previous average of 37,358. Daily trading value hit a 531.73 million riel peak on May 4, compared to the April 1-14 peak of 420.21 million riel reached on April 1. “The increased trading activities also directly impacts the CSX Index in a positive light, allowing it to reach its current highest point of 2021,” said CSX. However that high was surpassed in May 7 after the index gained 1.31% to close at 657.46 points. (*Phnom Penh Post*)

Historical Trading Data (Latest Month)

Date	Index/Stock	Open	High	Low	Close	Change	Δ (%)	Volume	Value (mil. KHR)	Value (\$)*	Mar. Cap. (mil. KHR)
13/05/21	Index	658.42	660.42	654.38	656.22	1.52	▲0.23%	121,793	744,416,700	186,104	9,952,746
	PPWSA	8,080	8,080	7,900	7,980	-100.00	▼1.23%	14,311	113,582,620	28,395.66	694,046
	GTI	4,600	4,620	4,420	4,540	-60.00	▼1.30%	12,273	55,412,020	13,853.01	181,600
	PPAP	15,800	15,800	15,500	15,680	-40.00	▼0.25%	985	15,409,100	3,852.28	324,331
	PPSP	2,160	2,190	2,150	2,180	20.00	▲0.92%	64,440	140,282,640	35,070.66	156,688
	PAS	14,700	14,760	14,420	14,580	-120.00	▼0.81%	8,323	121,546,560	30,386.64	1,250,555
	ABC	16,400	16,460	16,300	16,380	0.00	0.00%	17,387	284,632,140	71,158.04	7,095,210
	PEPC	3,370	3,380	3,300	3,340	-30.00	▼0.89%	4,074	13,551,620	3,387.91	250,316
12/05/21	Index	654.88	660.52	654.57	657.74	3.07	▲0.47%	257,036	1,680,630,210	420,158	9,975,774
	PPWSA	7,980	8,100	7,820	8,080	100.00	▲1.25%	142,044	1,124,007,660	281,001.92	702,743
	GTI	4,600	4,640	4,500	4,600	60.00	▲1.32%	25,032	114,032,600	28,508.15	184,000
	PPAP	16,700	16,700	15,400	15,720	60.00	▲0.38%	1,217	19,149,740	4,787.44	325,158
	PPSP	2,200	2,210	2,130	2,160	-20.00	▼0.91%	68,043	147,061,240	36,765.31	155,250
	PAS	14,700	14,860	14,580	14,700	20.00	▲0.13%	4,284	62,999,960	15,749.99	1,260,848
	ABC	16,300	16,480	16,300	16,380	80.00	▲0.49%	12,147	199,058,740	49,764.69	7,095,210
	PEPC	3,380	3,400	3,310	3,370	-10.00	▼0.29%	4,269	14,320,270	3,580.07	252,565
11/05/21	Index	655.88	661.20	654.67	654.67	2.92	▲0.44%	327,042	1,482,475,060	370,619	9,929,254
	PPWSA	8,100	8,100	7,900	7,980	-180.00	▼2.20%	22,751	181,626,180	45,406.55	694,046
	GTI	4,460	4,540	4,420	4,540	80.00	▲1.79%	19,010	85,080,500	21,270.13	181,600
	PPAP	15,480	16,000	15,440	15,660	280.00	▲1.82%	3,998	62,654,860	15,663.72	323,917
	PPSP	2,120	2,240	2,110	2,180	120.00	▲5.82%	234,432	509,379,650	127,344.91	156,688
	PAS	14,420	15,000	14,420	14,680	300.00	▲2.08%	8,711	128,639,040	32,159.76	1,259,132
	ABC	16,420	16,480	16,300	16,300	-180.00	▼1.09%	29,721	486,855,340	121,713.84	7,060,557
	PEPC	3,300	3,390	3,300	3,380	80.00	▲2.42%	8,419	28,239,490	7,059.87	253,314
10/05/21	Index	655.67	657.59	649.38	657.59	0.13	▲0.02%	207,244	1,156,052,910	289,013	9,973,535
	PPWSA	8,300	8,400	8,000	8,160	-80.00	▼0.97%	36,278	296,788,920	74,197.23	709,701
	GTI	4,420	4,620	4,400	4,460	40.00	▲0.90%	11,674	51,633,060	12,908.27	178,400
	PPAP	15,500	16,780	14,500	15,380	120.00	▲0.78%	4,959	77,650,000	19,412.50	318,126
	PPSP	2,000	2,060	1,980	2,060	90.00	▲4.56%	117,756	236,848,590	59,212.15	148,063
	PAS	14,180	14,380	13,980	14,380	500.00	▲3.60%	13,201	185,826,980	46,456.75	1,233,401
	ABC	16,420	16,500	16,320	16,480	-120.00	▼0.72%	17,561	288,354,520	72,088.63	7,138,527
	PEPC	3,300	3,300	3,210	3,300	100.00	▲3.12%	5,815	18,950,840	4,737.71	247,319
07/05/21	Index	652.94	661.93	652.33	657.46	8.49	▲1.31%	166,218	1,042,383,580	260,596	9,971,541
	PPWSA	7,840	8,360	7,820	8,240	540.00	▲7.01%	51,677	419,246,200	104,811.55	716,659
	GTI	4,400	4,500	4,360	4,420	20.00	▲0.45%	14,668	64,628,080	16,157.02	176,800
	PPAP	15,000	15,360	14,700	15,260	840.00	▲5.82%	2,354	35,303,800	8,825.95	315,643
	PPSP	1,950	2,000	1,930	1,970	40.00	▲2.07%	64,091	125,901,980	31,475.50	141,594
	PAS	13,460	14,380	13,400	13,880	520.00	▲3.89%	16,488	229,811,960	57,452.99	1,190,515
	ABC	16,640	16,660	16,560	16,600	20.00	▲0.12%	8,440	140,168,740	35,042.19	7,190,506
	PEPC	3,130	3,300	3,130	3,200	100.00	▲3.22%	8,500	27,322,820	6,830.71	239,824
06/05/21	Index	640.89	649.08	639.00	648.97	8.22	▲1.28%	105,697	665,137,040	166,284	9,842,766
	PPWSA	7,200	7,880	7,200	7,700	480.00	▲6.64%	31,026	232,392,540	58,098.14	669,693
	GTI	4,440	4,460	4,400	4,400	0.00	0.00%	2,854	12,559,480	3,139.87	176,000
	PPAP	13,820	14,460	13,820	14,420	740.00	▲5.40%	4,350	61,838,740	15,459.69	298,269
	PPSP	1,920	1,930	1,910	1,930	10.00	▲0.52%	44,703	85,802,630	21,450.66	138,719
	PAS	13,120	13,360	13,020	13,360	340.00	▲2.61%	8,893	117,262,300	29,315.58	1,145,913
	ABC	16,500	16,580	16,400	16,580	80.00	▲0.48%	8,404	138,420,820	34,605.21	7,181,843
	PEPC	3,050	3,120	3,050	3,100	40.00	▲1.30%	5,467	16,860,530	4,215.13	232,330
05/05/21	Index	640.15	643.31	638.54	640.75	0.55	▲0.09%	83,663	364,089,510	91,022	9,718,181
	PPWSA	7,260	7,280	7,160	7,220	20.00	▲0.27%	11,966	86,310,080	21,577.52	627,946
	GTI	4,400	4,460	4,380	4,400	-60.00	▼1.34%	1,363	5,998,700	1,499.68	176,000
	PPAP	13,980	13,980	13,680	13,680	20.00	▲0.14%	263	3,612,760	903.19	282,962
	PPSP	1,930	1,930	1,910	1,920	10.00	▲0.52%	58,628	112,543,360	28,135.84	138,000
	PAS	13,160	13,160	13,000	13,020	0.00	0.00%	5,083	66,165,660	16,541.42	1,116,751
	ABC	16,420	16,580	16,400	16,500	20.00	▲0.12%	5,228	85,994,380	21,498.60	7,147,190
	PEPC	3,060	3,070	3,050	3,060	-10.00	▼0.32%	1,132	3,464,570	866.14	229,332
04/05/21	Index	638.33	640.20	634.17	640.20	1.61	▲0.25%	107,649	531,732,590	132,933	9,709,795
	PPWSA	6,880	7,280	6,860	7,200	340.00	▲4.95%	17,898	124,966,380	31,241.60	626,207
	GTI	4,400	4,460	4,280	4,460	80.00	▲1.82%	1,968	8,643,520	2,160.88	178,400

	PPAP	13,740	13,740	13,600	13,660	100.00	▲0.73%	1,412	19,298,360	4,824.59	282,548
	PPSP	1,890	1,920	1,880	1,910	10.00	▲0.52%	69,177	131,137,240	32,784.31	137,281
	PAS	13,040	13,060	13,000	13,020	-20.00	▼0.15%	5,832	75,900,280	18,975.07	1,116,751
	ABC	16,480	0	16,300	16,480	-20.00	▼0.12%	10,262	168,416,860	42,104.22	7,138,527
	PEPC	3,080	3,080	3,060	3,070	-10.00	▼0.32%	1,100	3,369,950	842.49	230,081
	Index	641.95	641.95	637.06	638.59	4.20	▲0.65%	41,943	405,603,010	101,401	9,685,365
	PPWSA	6,780	6,880	6,780	6,860	80.00	▲1.17%	6,972	47,705,360	11,926.34	596,636
	GTI	4,400	4,400	4,280	4,380	-20.00	▼0.45%	169	729,360	182.34	175,200
	PPAP	14,300	14,300	13,560	13,560	-60.00	▼0.44%	813	11,172,840	2,793.21	280,480
	PPSP	1,880	1,900	1,880	1,900	10.00	▲0.52%	13,515	25,467,820	6,366.96	136,563
03/05/21	PAS	13,080	13,080	13,000	13,040	0.00	0.00%	1,428	18,586,340	4,646.59	1,118,466
	ABC	16,600	16,600	16,460	16,500	-160.00	▼0.96%	18,109	299,063,840	74,765.96	7,147,190
	PEPC	3,080	3,080	3,070	3,080	0.00	0.00%	937	2,877,450	719.36	230,831
	Index	637.46	642.79	637.10	642.79	5.54	▲0.85%	42,884	412,604,260	103,151	9,812,507
	PPWSA	6,680	6,780	6,660	6,780	120.00	▲1.80%	5,263	35,366,120	8,841.53	589,678
	GTI	4,280	4,400	4,200	4,400	120.00	▲2.80%	1,662	7,242,660	1,810.67	176,000
	PPAP	13,680	13,680	13,200	13,620	-780.00	▼5.41%	922	12,435,300	3,108.83	281,721
	PPSP	1,890	1,900	1,880	1,890	0.00	0.00%	13,012	24,479,140	6,119.79	135,844
	PAS	13,040	13,060	12,980	13,780	40.00	▲0.30%	1,816	23,628,560	5,907.14	1,181,938
	ABC	16,600	16,660	16,520	16,660	-200.00	▼1.18%	18,254	303,437,880	75,859.47	7,216,496
29/04/21	PEPC	3,080	3,090	3,060	3,080	0.00	0.00%	1,955	6,014,600	1,503.65	230,831
	Index	645.96	649.42	645.80	648.33	2.48	▲0.38%	31,496	197,918,820	49,480	9,833,135
	PPWSA	6,680	6,680	6,640	6,660	0.00	0.00%	1,984	13,211,720	3,302.93	579,241
	GTI	4,300	4,300	4,240	4,280	-20.00	▼0.46%	338	1,448,880	362.22	171,200
	PPAP	13,120	14,400	13,040	14,400	1,300.00	▲9.92%	1,601	21,793,820	5,448.46	297,855
	PPSP	1,880	1,890	1,870	1,890	10.00	▲2.05%	18,697	35,135,610	8,783.90	135,844
	PAS	13,020	13,040	12,980	13,000	0.00	0.00%	2,443	31,752,760	7,938.19	1,115,036
	ABC	16,920	16,960	16,840	16,860	20.00	▲0.11%	5,419	91,465,840	22,866.46	7,303,129
	PEPC	3,070	3,090	3,060	3,080	30.00	▲0.98%	1,014	3,110,190	777.55	230,831
	Index	645.52	648.41	643.97	645.85	2.16	▲0.34%	38,508	298,793,380	74,698	9,795,415
28/04/21	PPWSA	6,640	6,680	6,620	6,660	20.00	▲0.30%	5,003	33,295,100	8,323.78	579,241
	GTI	4,120	4,300	4,120	4,300	100.00	▲2.38%	412	1,770,100	442.53	172,000
	PPAP	13,020	13,100	13,000	13,100	80.00	▲0.61%	605	7,882,180	1,970.55	270,965
	PPSP	1,880	1,890	1,860	1,880	0.00	0.00%	18,515	34,686,580	8,671.65	135,125
	PAS	13,020	13,020	12,960	13,000	0.00	0.00%	981	12,742,040	3,185.51	1,115,036
	ABC	16,840	16,940	16,780	16,840	60.00	▲0.35%	12,235	206,106,980	51,526.75	7,294,465
	PEPC	3,050	3,090	3,040	3,050	-10.00	▼0.32%	757	2,310,400	577.60	228,582
	Index	644.93	644.93	641.26	643.69	2.10	▲0.33%	49,950	173,192,710	43,298	9,762,780
	PPWSA	6,560	6,560	6,520	6,560	20.00	▲0.30%	862	5,654,520	1,413.63	572,283
	GTI	4,180	4,200	4,180	4,200	-20.00	▼0.47%	369	1,542,440	385.61	168,000
27/04/21	PPAP	13,020	13,100	13,000	13,100	80.00	▲0.61%	605	7,882,180	1,970.55	270,965
	PPSP	1,880	1,890	1,860	1,880	0.00	0.00%	18,515	34,686,580	8,671.65	135,125
	PAS	13,020	13,020	12,960	13,000	0.00	0.00%	981	12,742,040	3,185.51	1,115,036
	ABC	16,840	16,940	16,780	16,840	60.00	▲0.35%	12,235	206,106,980	51,526.75	7,294,465
	PEPC	3,050	3,090	3,040	3,050	-10.00	▼0.32%	757	2,310,400	577.60	228,582
	Index	644.93	644.93	641.26	643.69	2.10	▲0.33%	49,950	173,192,710	43,298	9,762,780
	PPWSA	6,580	6,660	6,580	6,640	60.00	▲0.91%	2,884	19,076,960	4,769.24	577,502
	GTI	4,240	4,240	4,180	4,200	0.00	0.00%	1,008	4,222,740	1,055.69	168,000
	PPAP	12,920	13,060	12,920	13,020	0.00	0.00%	306	3,981,780	995.45	269,310
	PPSP	1,880	1,890	1,860	1,880	10.00	▲0.53%	40,975	76,815,660	19,203.92	135,125
23/04/21	PAS	13,000	13,000	12,980	13,000	0.00	0.00%	1,145	14,882,540	3,720.64	1,115,036
	ABC	16,840	16,840	16,720	16,780	60.00	▲0.35%	3,146	52,739,260	13,184.82	7,268,475
	PEPC	3,030	3,060	3,030	3,060	0.00	0.00%	486	1,473,770	368.44	229,332
	Index	640.38	641.59	638.99	641.59	1.30	▲0.20%	15,606	85,027,500	21,257	9,730,853
	PPWSA	6,560	6,560	6,520	6,560	20.00	▲0.30%	862	5,654,520	1,413.63	572,283
	GTI	4,180	4,200	4,180	4,200	-20.00	▼0.47%	369	1,542,440	385.61	168,000
	PPAP	13,000	13,020	12,920	13,020	0.00	0.00%	142	1,846,140	461.54	269,310
	PPSP	1,880	1,880	1,860	1,870	10.00	▲0.53%	9,956	18,625,550	4,656.39	134,406
	PAS	13,000	13,000	12,980	13,000	0.00	0.00%	1,392	18,094,400	4,523.60	1,115,036
	ABC	16,700	16,720	16,640	16,720	40.00	▲0.23%	2,233	37,279,640	9,319.91	7,242,486
22/04/21	PEPC	3,050	3,060	3,030	3,060	10.00	▲0.32%	652	1,984,810	496.20	229,332
	Index	640.56	640.67	639.44	640.29	0.22	▲0.03%	18,268	48,000,720	12,000	9,711,119
	PPWSA	6,560	6,560	6,520	6,560	20.00	▲0.30%	735	4,799,500	1,199.88	570,544
	GTI	4,200	4,220	4,100	4,220	20.00	▲0.47%	563	2,372,920	593.23	168,800
	PPAP	13,020	13,020	13,020	13,020	0.00	0.00%	33	429,660	107.42	269,310
	PPSP	1,880	1,880	1,860	1,860	-10.00	▼0.53%	15,565	29,171,070	7,292.77	133,688
	PAS	12,960	13,020	12,960	13,000	40.00	▲0.30%	81	1,052,300	263.08	1,115,036
	ABC	16,700	16,700	16,660	16,680	-20.00	▼0.11%	458	7,636,900	1,909.23	7,225,159
	PEPC	3,050	3,050	3,040	3,050	0.00	0.00%	833	2,538,370	634.59	228,582
	Index	640.56	640.67	639.44	640.29	0.22	▲0.03%	18,268	48,000,720	12,000	9,711,119
21/04/21	PPWSA	6,560	6,560	6,520	6,560	20.00	▲0.30%	735	4,799,500	1,199.88	570,544
	GTI	4,200	4,220	4,100	4,220	20.00	▲0.47%	563	2,372,920	593.23	168,800
	PPAP	13,020	13,020	13,020	13,020	0.00	0.00%	33	429,660	107.42	269,310
	PPSP	1,880	1,880	1,860	1,860	-10.00	▼0.53%	15,565	29,171,070	7,292.77	133,688
	PAS	12,960	13,020	12,960	13,000	40.00	▲0.30%	81	1,052,300	263.08	1,115,036
	ABC	16,700	16,700	16,660	16,680	-20.00	▼0.11%	458	7,636,900	1,909.23	7,225,159
	PEPC	3,050	3,050	3,040	3,050	0.00	0.00%	833	2,538,370	634.59	228,582
	Index	640.56	640.67	639.44	640.29	0.22	▲0.03%	18,268	48,000,720	12,000	9,711,119
	PPWSA	6,560	6,560	6,520	6,560	20.00	▲0.30%	735	4,799,500	1,199.88	570,544
	GTI	4,200	4,220	4,100	4,220	20.00	▲0.47%	563	2,372,920	593.23	168,800

Source: Data from CSX, and Compiled by ACS

*Exchange Rate: USD1=KHR 4,000

DISCLAIMER

ALL RESEARCH is based on material compiled from data considered to be reliable at the time of writing. However, information and opinions expressed will be subject to change at short notice, and no part of this report is to be construed as an offer or solicitation of an offer to transact any securities or financial instruments whether referred to herein or otherwise. We do not accept any liability directly or indirectly that may arise from investment decision-making based on this report. The company, its directors, officers, employees and/or connected persons may periodically hold an interest in the securities mentioned.

All Rights Reserved. No part of this publication may be used or re-produced without expressed permission from **ACLEDA SECURITIES PLC.**

ACLEDA IN GROUP

ACLEDA BANK PLC.

HEADQUARTERS

61, Preah Monivong Blvd., Sangkat Srah Chork,
Khan Daun Penh, Phnom Penh, Kingdom of Cambodia.
P.O. Box: 1149
Tel: (855) 23 998 777 / 430 999
Fax: (855) 23 998 666 / 430 555
E-mail: acledabank@acledabank.com.kh
Website: www.acledabank.com.kh
SWIFT: ACLBKHPP

ACLEDA BANK PLC.

CASH SETTLEMENT, SECURITIES REGISTRAR, SECURITIES TRANSFER, AND
PAYING AGENT

HEADQUARTERS

61, Preah Monivong Blvd., Sangkat Srah Chork,
Khan Daun Penh, Phnom Penh, Kingdom of Cambodia.
P.O. Box: 1149
Tel: (855) 23 998 777 / 430 999
Fax: (855) 23 998 666 / 430 555
E-mail: acledabank@acledabank.com.kh
Website: www.acledabank.com.kh
SWIFT: ACLBKHPP

ACLEDA BANK LAO LTD.

HEADQUARTERS

#398, Corner of Dongpalane and Dongpaina Road, Unit 20,
Phonesavanh
Neua Village, Sisattanak District, Vientiane Capital, Lao PDR.
P.O. Box: 1555
Hotline :1800
Tel: +856 (0)21 264 994 / 264 998
Fax: +856 (0)21 264 995 / 219 228
E-mail: acledabank@acledabank.com.la
Website: www.acledabank.com.la
SWIFT: ACLBLALA

ACLEDA SECURITIES PLC.

HEADQUARTERS

5th Floor, ACLEDA Building
61, Preah Monivong Blvd., Sangkat Srah Chork,
Khan Daun Penh, Phnom Penh, Kingdom of Cambodia.
Tel: (855) 23 723 388 / 999 966 / 999 977
Email: acs.rep@acledasecurities.com.kh
Website: www.acledasecurities.com.kh

ACLEDA INSTITUTE OF BUSINESS

HEADQUARTERS

Address: #1397, Phnom Penh-Hanoi
Friendship Blvd., Phum Anlong Ngan, Sangkat Khmuonh, Khan
Saensokh, Phnom Penh, Kingdom of Cambodia
P. O. Box: 1149
Tel: + 855 (0)23 881 790 / 999 944
E-mail: info@acleda-aib.edu.kh
Website: www.acleda-aib.edu.kh

ACLEDA MFI MYANMAR CO., LTD.

HEADQUARTERS

#186(B), ShweGonTaing Road, Yae Tar Shae Block,
Bahan Township, Yangon Region,
The Republic of the Union of Myanmar.
Tel: (+95-1) 559 475 / 552 956
Website: www.acledamfi.com.mm